

Classes

It is often natural to combine data and methods

A dog has properties (data):

- Name
- Breed
- Size

A dog can do things (methods):

- Eat
- Sleep
- Learn tricks

A collection of data + methods is called an object

Dog object

Data

Name: Fido
Breed: Muttt
Weight: 30 lbs

Methods

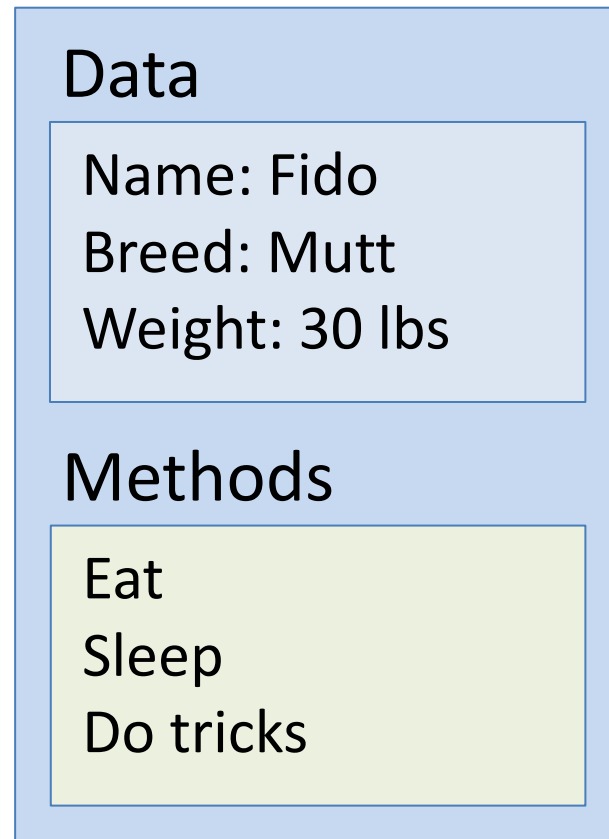
Eat
Sleep
Do tricks

We need to distinguish between type (class) and instance (object)

Dog class (generic)



Dog instance (dog "Fido")

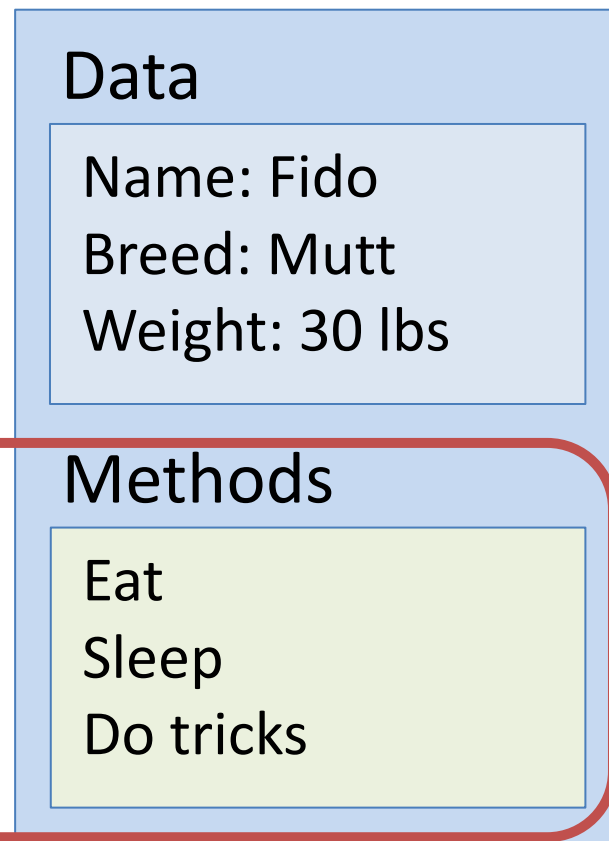


We need to distinguish between type (class) and instance (object)

Dog class (generic)



Dog instance (dog "Fido")



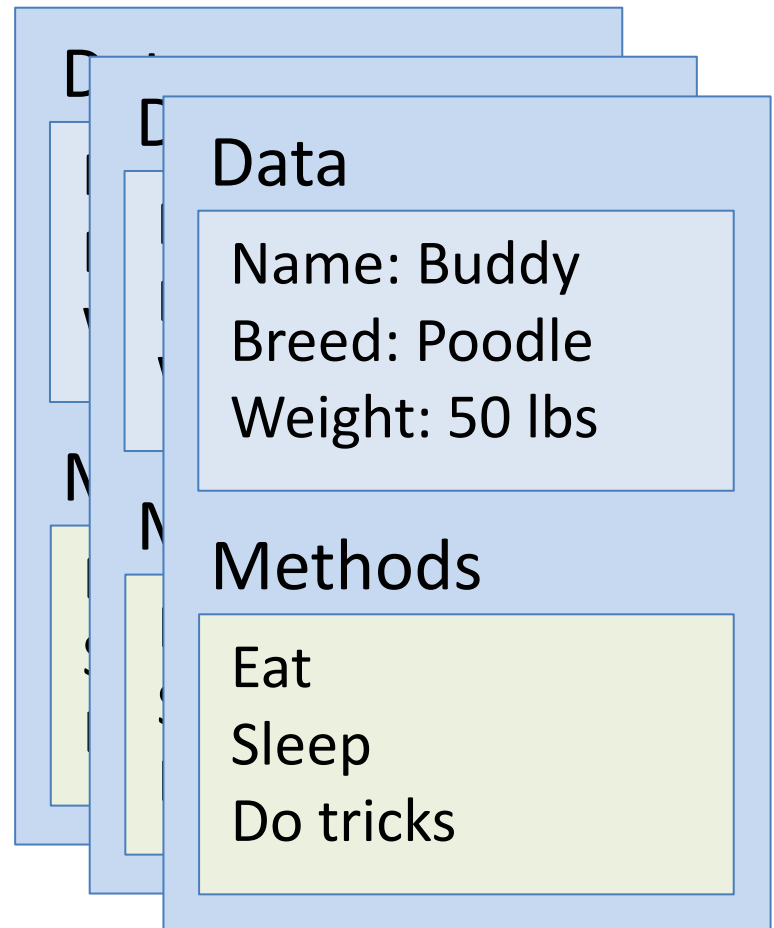
The methods are the same in both cases

We have one generic class and many instances (one for each dog)

Dog class (generic)



Dog instances



In Python, both data and methods are accessed via a period

```
dog.name           # name of the dog  
dog.breed         # breed of the dog  
dog.sleep( )     # make the dog sleep
```

You have seen this already with lists and dictionaries

```
In [1]: mylist = [1, 2, 3]
        # call method `append` on list object `mylist`:
        mylist.append(4)
        # mylist is now [1, 2, 3, 4]
        mylist
Out[1]: [1, 2, 3, 4]
```


You have seen this already with lists and dictionaries

```
In [1]: mydict = {'A':1, 'B':2, 'C':3}
         # call method `keys` on dict object `mydict`:
         mydict.keys()
Out[1]: ['A', 'C', 'B']
```

Strings are objects as well

```
In [1]: "hello".upper() # make upper-case version
```

```
Out[1]: 'HELLO'
```

The original string remains unchanged.

```
In [2]: "-".join(['A', 'B', 'C']) # join list of strings
```

```
Out[2]: 'A-B-C'
```

The `join` function is a method of the string object, and it takes a list of strings to be joined as argument.

Some methods modify an object, others don't

Examples of methods that modify their object:

- `list.append()` # add element to end of list
- `dict.clear()` # empty out dictionary

Examples of methods that don't modify their object:

- `list.copy()` # return a copy of the list
- `dict.keys()` # return a list of all keys in the dict
- `str.upper()` # return upper-case version of string

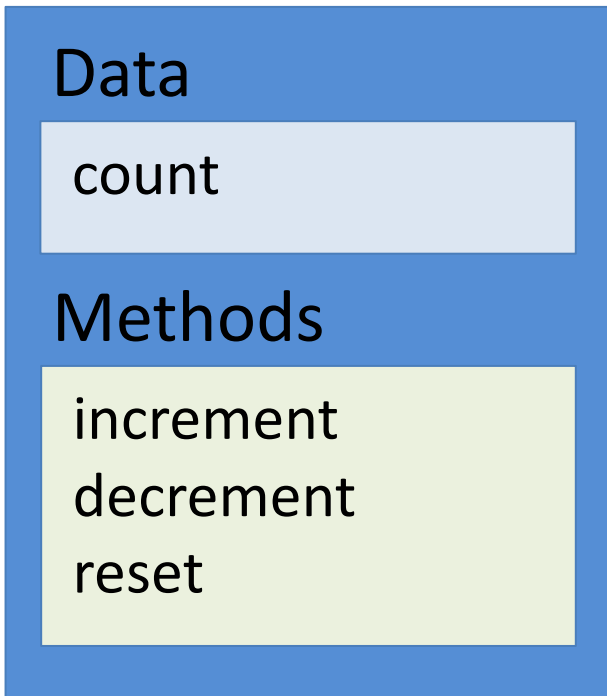
Some methods modify an object, others don't

- We need to know for each method how it behaves (read the documentation!)
- String methods never modify their object (strings are immutable!)

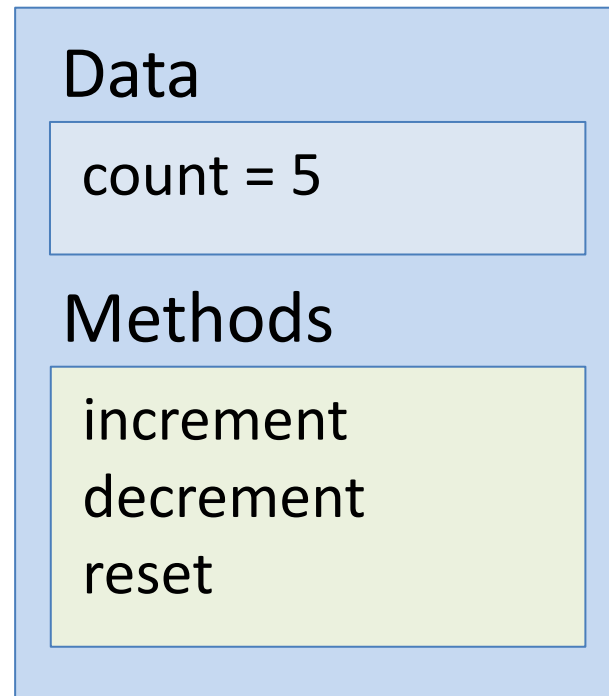
Implementing a class: A simple example

(An object that can count)

Counter class (generic)



Counter instance



Implementing a class: A simple example (An object that can count)

```
class Counter: # start definition of the class `Counter`  
    count = 0 # the count, initially set to 0  
  
    def increment(self): # class method  
        self.count += 1
```

- The method `increment()` takes an argument `self`, which is the instance on which it will act.
- The `self` argument is automatically provided by Python.

Using the counter object

```
In [1]: c = Counter()      # make new Counter object,  
                               with count=0
```

```
print(c.count)
```

```
c.increment()      # increase counter by 1
```

```
print(c.count)
```

```
Out[1]: 0
```

```
1
```

Compare definition of a member function to how it is used

```
class Counter:
```

```
    def increment(self): # we explicitly list `self`  
        self.count += 1
```

```
c.increment()  
    ^  
   /  \  
  /    \  
 /      \  
/        \  
self
```

```
# we don't provide the self argument  
# Python does this for us
```


Providing a defined initial state: the `__init__()` function

```
class Counter:
```

```
    def __init__(self):    # executed every time a new  
        self.count = 0    # Counter object is created
```

```
c = Counter() # calls __init__() automatically
```

- It is good practice to always define an `__init__()` function for every class
- This function should put each new instance of a class into a defined state (e.g., make sure the counter starts at 0)